


SHOWERTEC STKV

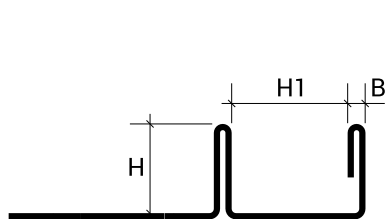
PRODUCT DESCRIPTION



The SHOWERTEC STKV range includes a series of profiles dedicated to the shower area. They are products designed to simplify the installation phase. The STKV profiles can be mounted on the floor and on the wall to achieve a safe assembly of the glass wall of the shower and to obtain a homogeneous and optimal finish thanks to the clean line of the installation. The Showertec STKV profiles create bathroom environments with a minimalist and modern design, obtaining floor-level showers without obstacles and without architectural barriers.

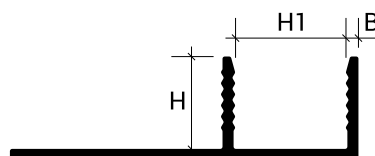
TECHNICAL FEATURES

Length: 6' 6" 3/4 - 2.00 metres - 7' 10" 1/2 - 2.40 metres stainless steel



Stainless Steel

H = 3/8" - 10 mm
B = 3/32" - 2 mm



Aluminum

H = 3/8" - 10 mm
B = 1/16" - 1.35 mm

MATERIAL DESCRIPTION

Stainless Steel

Steel profiles are made by cold forming sheets of constant thickness, thus differing from the corresponding aluminum and brass versions made by hot extrusion, while maintaining their application and dimensional characteristics. Stainless steel effectively resists high mechanical stress and is particularly suitable for use in the chemical, food, and hospital sectors, where hygiene, durability, and chemical resistance are essential. Normally produced with a semi-gloss finish, a brushed finish can also be achieved by partially removing material using rotating nylon and quartz fiber brushes. This process gives the surface a matte appearance without altering its characteristics.

AISI 304 STAINLESS STEEL - EN X 5 CrNi 18 10 - DIN 1.4301:

This steel belongs to the AUSTENITIC category and is the most widespread and commonly used alloy for products requiring high technical and performance characteristics. It is highly resistant to most chemical agents but may stain or darken superficially; a standard polishing product is sufficient to restore its original appearance.



IS



IB

showertec >> STKV shower profile in Stainless Steel AISI 304 - DIN 1.4301 - Brushed		
Item	H1 inch	Finish
STKV100IS200	1/2	IS - Brushed
STKV100IS240	1/2	IS - Brushed
STKV10/10IS200	3/8	IS - Brushed
STKV10/10IS240	3/8	IS - Brushed

showertec >> STKV shower profile in AISI 304 stainless steel - DIN 1.4301 - Black		
Item	H1 inch	Finish
STKV100IB200	1/2	IB - Black
STKV100IB240	1/2	IB - Black
STKV10/10IB200	3/8	IB - Black
STKV10/10IB240	3/8	IB - Black

MATERIAL DESCRIPTION

Aluminum

The primary aluminum alloy EN AW-6060 in T6 temper is suitable for complex extrusions, offering high strength and an excellent natural surface finish that lends itself well to subsequent finishing processes.

ANODIZED ALUMINUM:

The anodic oxidation process provides protection against corrosion caused by atmospheric agents, without involving galvanic treatments.

According to the EN 12373 standard, the profiles are treated with preventive processes that make them uniformly opaque, subsequently they are coloured through an electro-chemical oxidation process in the standard colours Silver, Gold, Bronze, Copper and Titanium with a thickness of up to 10 microns.

POWDER COATED ALUMINUM:

Powder coating begins with a chromium phosphate pre-treatment, followed by electrostatic application of polyester powders that offer high resistance to U.V. rays and atmospheric agents. The entire surface of the profile is coated with an average thickness of approximately 60 microns. A hot cross-linking polymerization process is then carried out to ensure maximum chemical and mechanical resistance.



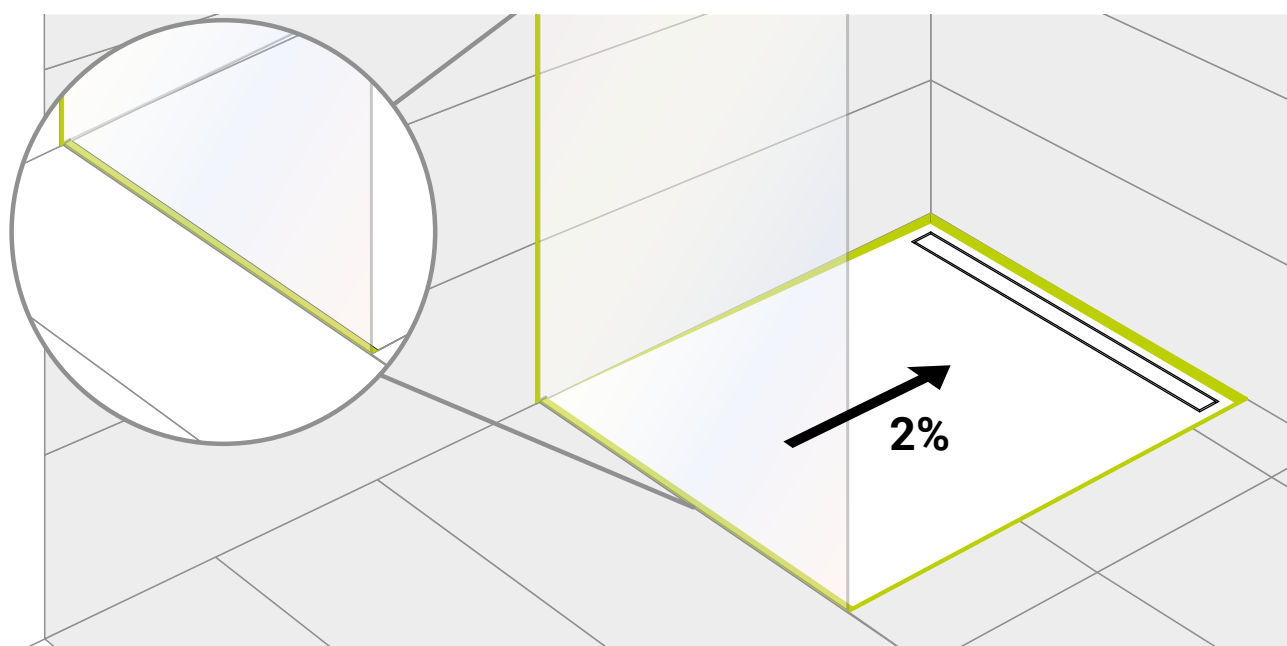
AS



A54

showertec >> STKV shower profile in anodized aluminum - Silver		
Item	H1 inch	Finish
STKV100AS270	15/32	AS - Silver

showertec >> STKV shower profile in Embossed Powder Coated Aluminum		
Item	H1 inch	Finish
STKV100A54270	15/32	A54 - Matt black



Profilitec S.p.A.
 Via Scotte, 3 - 36033 Isola Vicentina (Vicenza), ITALY
 Tel: +39 0444 268311
 e-mail: profilitec@profilitec.com

Profilitec Corp.
 e-mail: customerservice@profilitec.com

Profilitec Ibérica, S.L.U.
 e-mail: iberica@profilitec.com

Profilitec France
 e-mail: france@profilitec.com

APPLICATION

1. Cut the profile to the desired length;
2. Apply the tile adhesive to the surface where the profile will be laid and position it, pressing it so that it is embedded in it;
3. Position the glass and fix it in the profile;
4. Lay the tiles by spreading the adhesive over the entire surface using the full-bed technique and taking care to leave a 3/32" - 2 mm joint;
5. Clean any adhesive residue from the profile before it dries;
6. Fill carefully, covering all the joints and clean the profile of all residues before they dry.

CLEANING AND MAINTENANCE

STAINLESS STEEL:

Stainless steel is easy to clean and very hygienic because of its smooth, nonporous surface, which hinders the growth of bacteria. To keep it in good condition, simply wash it with warm soapy water, rinse it thoroughly and dry it with a soft cloth. If exposed to weathering, periodic cleaning is recommended to prevent corrosion. Brushed surfaces should be cleaned in the direction of brushing. In case of scratches, a specific polish can be used with a soft cloth.

Avoid cleaning agents containing hydrochloric acid, hydrofluoric acid or bleach, as well as abrasive products. Do not leave ordinary steel objects in contact with stainless steel to prevent contamination and rust stains. Also, do not leave damp patches or sponges on the surface to prevent water halos.

ALUMINIUM:

Aluminum requires no special maintenance.

For cleaning, use colorless alcohol diluted in water or neutral detergents, avoiding acidic ones (e.g., hydrochloric or hydrofluoric acid); use non-abrasive sponges or cloths to avoid damage. We recommend not applying cleaners directly to surfaces. After cleaning, rinse with water and dry immediately with a soft cloth. Avoid polishes. Quickly remove residual cement or grout to protect the surface.

WARNINGS

These profiles should be handled with care, using cut-resistant gloves. The indications and prescriptions herein, while corresponding to our experience, are to be considered purely indicative and must be confirmed by exhaustive practical applications. Profilitec declines any responsibility for any damage to people or things resulting from improper use of the products. The user is required to determine whether or not the product is suitable for use and assumes all responsibility arising from incorrect installation of the material.

BILL OF QUANTITIES ITEM

Supply and installation of profile in _____ (material), with finish _____
 _____ (see Material Description section) with characteristic size _____ mm, with the function
 of shower profile with glass holder flush with the floor.

Family type _____ from the Profilitec company as a glass support profile for showers for wall
 covering and flooring to be supplied and installed properly, following the methods and fields of application suggested by
 the manufacturer.

Profile length: 2700 mm

Profile SKU: _____

Material: _____ \$/pc

Installation: _____ \$/pc

Totale price: _____ \$/pc

Profilitec S.p.A.

Via Scotte, 3 - 36033 Isola Vicentina (Vicenza), ITALY
 Tel: +39 0444 268311
 e-mail: profilitec@profilitec.com

Profilitec Corp.

e-mail: customerservice@profilitec.com

Profilitec Ibérica, S.L.U.

e-mail: iberica@profilitec.com

Profilitec France

e-mail: france@profilitec.com